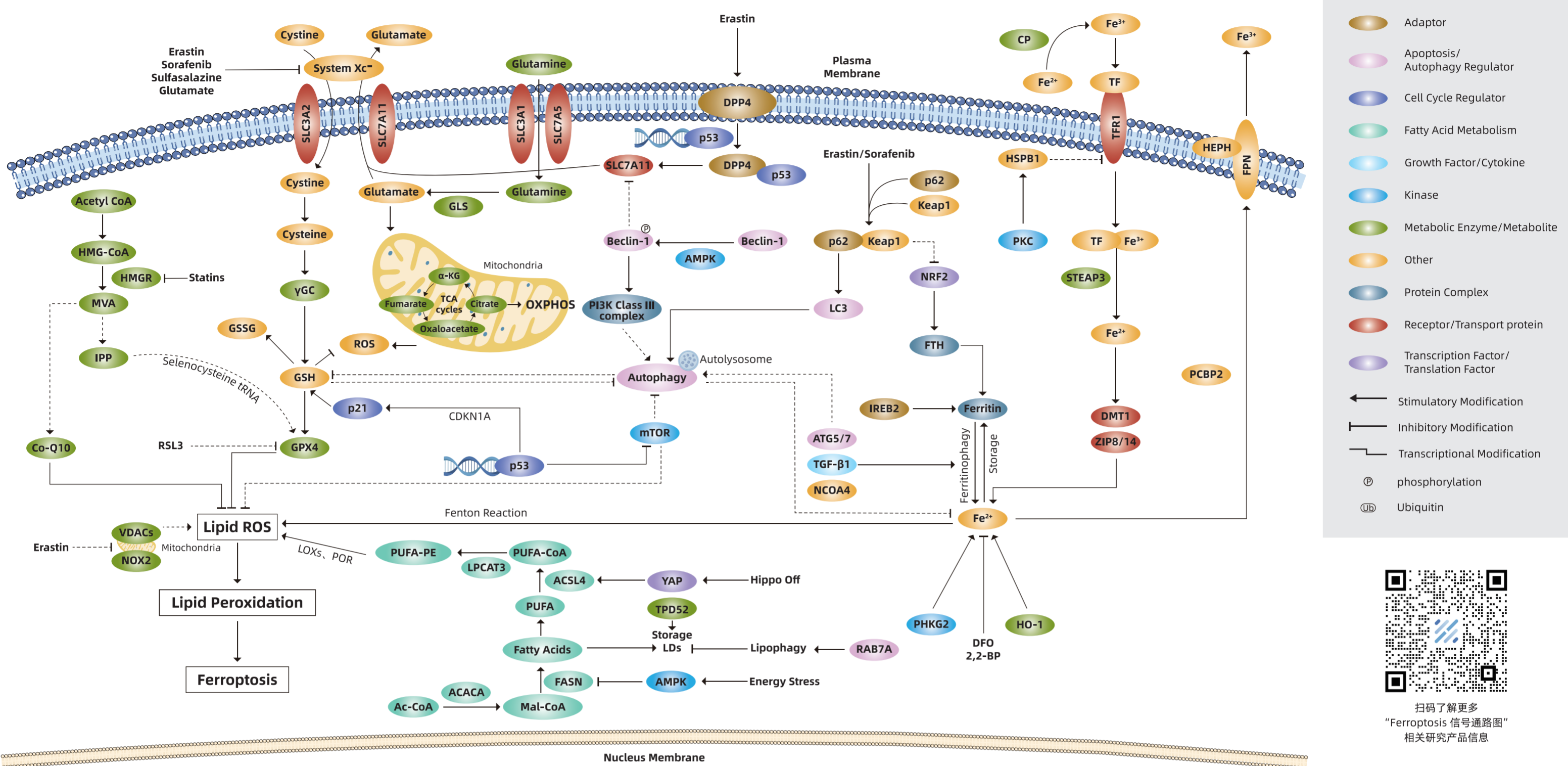


# Ferroptosis Signaling Pathway

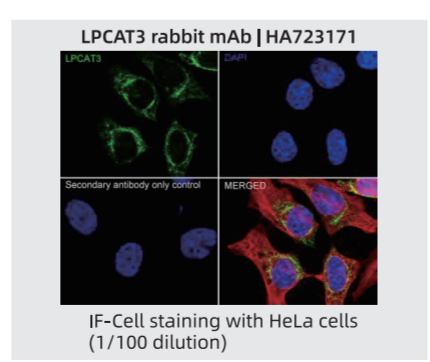
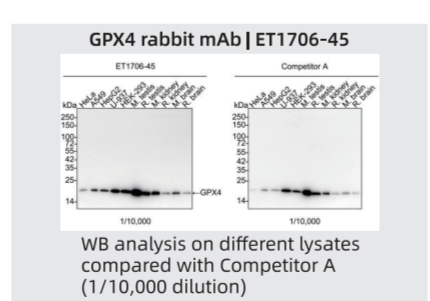
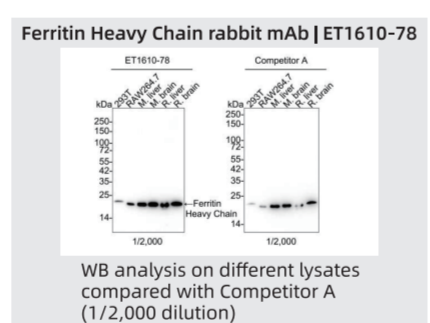
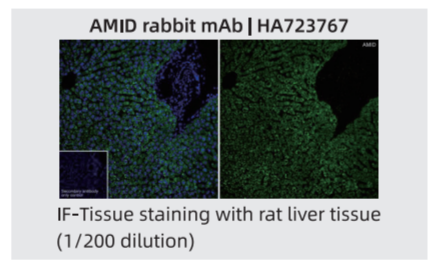
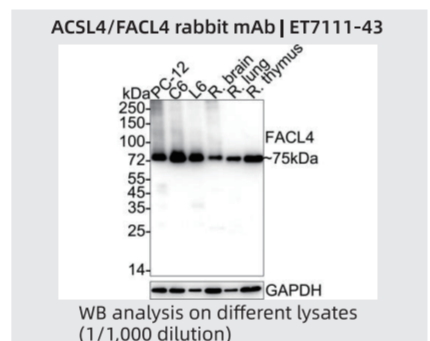


**Legend:**

- Adaptor
- Apoptosis/Autophagy Regulator
- Cell Cycle Regulator
- Fatty Acid Metabolism
- Growth Factor/Cytokine
- Kinase
- Metabolic Enzyme/Metabolite
- Other
- Protein Complex
- Receptor/Transport protein
- Transcription Factor/Translation Factor
- Stimulatory Modification
- Inhibitory Modification
- Transcriptional Modification
- phosphorylation
- Ubiquitin

扫码了解更多  
“Ferroptosis 信号通路图”  
相关研究产品信息

Product name	Catalog#	Reactivity	Application
5 Lipoxygenase	HA723968	H	WB, IHC-P
ACSL3	HA601213	H, Ms, R	WB, IHC-P
ACSL4/FACL4	ET1711-43	H, Ms, R	WB, IHC-P
ACSL5	HA601166	H, Ms, R	WB
AMID	HA723767	H, Ms, R	WB, IF-Cell, IF-Tissue, IHC-P, FC, IP
AMPK alpha 1	ET1608-40	H, Ms, R	WB, IF-Cell, IF-Tissue, FC, IP, IHC-Fr, IHC-P
ATG4B	HA721829	H, Ms, R	WB, IP, IHC-Fr
ATG5	ET1611-38	H, Ms, R	WB, IHC-P
ATG7	ET1610-53	H, Ms, R, Mk	WB
Beclin 1	HA721216	H, Ms, R, Mk	WB, IF-Cell, IF-Tissue, IHC-P, FC
Phospho-Beclin 1 (S30)	HA723840	H, Ms, Mk	WB, IF-Cell
CD98	HA601125	H, R	WB, IF-Tissue, IHC-P, FC
CD98	IRS130MS (mIHC抗体)	H, Ms, R	WB, IHC-P, IF-Cell, FC
Ceruloplasmin	HA721431	H, Ms, R	WB
DMT1	HA723078	H	WB, IHC-P
DPP4 / CD26	HA723473	H	mIHC
Ferritin	R1601-9	R, H	WB
Ferritin Heavy Chain	ET1610-78	H	WB, IHC-P, FC
Ferritin Light Chain	ET1705-54	H	WB, IHC-P, IF-Cell, FC, IP
GCLC	ET1704-38	H, Ms, R	WB, IHC-P
GCLM	ET1705-87	H, Ms, Z, R	WB, IF-Cell, IF-Tissue, IHC-P, FC
Glutathione Synthetase	ET17107-62	H, Ms, R	WB, IHC-P, IP
GPX4	ET1706-45	H, R	WB, IHC-P, FC
GRP78 / BIP	HA601076	H, Ms, R	WB, IF-Tissue, IHC-P, IP, IHC-Fr
GRP78 / BIP	HA722202	H, Ms, R, Z	WB, IHC-P, IF-Cell
Heme Oxygenase 1 (HO-1)	HA720169F	H, Ms, R, C	WB, IHC-P, IF-Tissue
Heme Oxygenase 1 (HO-1)	HA721854	H, Ms, R	WB, IHC-P
Heme Oxygenase 1 (HO-1)	IRS156RB (mIHC抗体)	H, Ms, R, Z, P, Cmk	WB, IHC-P, IF-Cell, FC
Heme Oxygenase 1 (HO-1)	IRS232RB (mIHC抗体)	H	IF-Tissue
HMGCR	ET1702-41	H, Ms	WB, IF-Cell, IHC-P
Hsp27	ET1701-70	H	mIHC
Phospho-Hsp27 (S78)	ET1701-19	H, Ms, R	WB, IF-Cell, IF-Tissue, FC
Phospho-Hsp27 (S82)	ET1611-16	H, Ms	WB, IF-Cell, IHC-P
IREB2	HA601271	H, Ms, R	WB, IP, IHC-P
Keap1	HA721525	Ms	mIHC
LC3B	ET1701-65	H, Ms, R	WB, IF-Cell, IF-Tissue, IHC-P, FC
LPCAT3	HA723171	H, Ms, R	WB, IP, IF-Cell, FC
MAP1LC3A	ET1609-26	H	WB, IF-Cell, IF-Tissue, IHC-P, IP
mTOR	ET1608-5	H, Ms, R	WB
Phospho-mTOR (S2448)	HA600094	H, Ms, R, Cmk, P	WB, IHC-P, IF-Cell, FC, IF-Tissue, IHC-Fr
NADPH oxidase 4/NOX4	ET1607-4	H, Ms, R	WB, IHC-P, FC
NCOA4	HA722283	H, Ms, R	WB, IHC-P, IF-Cell
NOX2 / gp91phox	HA723224	H, Ms, R	WB, IHC-P
Nrf2	HA723302	H, Ms, R	WB, IF-Cell, IHC-P, IF-Tissue, IP, mIHC
Phospho-Nrf2 (S40)	ET1608-28	H, Ms, R, Cmk, P	WB, IHC-P, IF-Cell, FC, IF-Tissue, IHC-Fr
p21	HA722065	H, Mk	WB, IF-Cell
p21	HA722685	H, Ms, R	WB, IF-Cell, FC, IP
p21	IRS260RB (mIHC抗体)	H, Ms, R	IHC-P, IF-Tissue
p53	ET1605-16	H, Ms, R	WB, IF-Cell, IHC-P, IHC-Fr, IP
p53	HA601315	H, R, Ms	WB, IF-Cell, IHC-P, FC



Product name	Catalog#	Reactivity	Application
Phospho-p53 (S15)	HA721756	H, Ms	WB, IHC-P
Phospho-p53 (S20)	HA722761	H, Ms, R	WB, IHC-P, IF-Cell, FC
Phospho-p53 (S33)	HA722703	H	WB, IF-Cell
Phospho-p53 (S376)	ET1609-14	H	WB
Phospho-p53 (S392)	ET1606-24	H, Ms, R	WB, IF-Cell, IHC-P
Phospho-p53 (T55)	ET1609-13	H, Ms	WB
p53 (acetyl K370)	ET1602-38	H, Ms, R	WB, IF-Cell, ChIP
p53 (acetyl K382)	ET1612-71	H, Ms, R	WB, IF-Cell, IF-Tissue, IHC-P, FC, IP
PCBP1	HA600019	Ms	WB, IF-Cell, IHC-P, FC
PCBP2	HA721109	H	WB, IF-Cell, IHC-P, IP
Phospho-AMPK alpha 1 (S496)	ET1612-72	Ms	mIHC
Phospho-AMPK alpha 1 (T183)	HA723603	H	WB, IF-Cell, IF-Tissue, IHC-P, FC
+AMPK alpha 2 (T172)	HA722846	H, Ms, R	WB, IHC-P, IP
Phospho-PKC (S729)	HA722846	H, Ms, R	WB, IHC-P, IP
Phospho-PKC alpha/beta II (T638/T641)	HA723825	H, Ms	WB, IF-Cell, IF-Tissue, IP, IHC-P
PI 3 Kinase p110 delta	ET1705-46	H, Ms, R	WB, IHC-P, IF-Tissue
PI3 Kinase p110 beta	HA722474	H, Ms, R	WB, IHC-P
PI3 Kinase p110α	ET1606-36	H, Ms, R	WB, IF-Cell, IF-Tissue, IHC-P, FC, IP
PKC alpha	ET1608-15	H, Ms, R	WB, IHC-P, IF-Tissue, IHC-P, IP
Phospho-PKC alpha (T497)	HA722278	H	WB, IHC-P
Phospho-PKC alpha (T638)	ET1702-17	H, Ms, R	WB, IF-Tissue, IHC-P
PKC beta 1	ET1705-30	H, Ms, R	WB, IF-Cell, FC
PKC beta 2	ET1609-44	H, Ms, R	WB, IHC-P, FC
Prion Protein (PrP)	ET1610-27	H, Ms, R	WB, IF-Cell, IF-Tissue, IHC-P, FC
SLC39A8	HA601161	H, Ms, R	WB, IHC-P, IF-Cell, FC
SLC40A1	HA601178	H, Ms, R	WB, IHC-P
SQSTM1 / p62	HA721171	H, Ms, R	WB
SQSTM1 / p62	HA750510	H	WB
TGF beta 1	HA721143	H	IF-Cell, IHC-P, FC, WB
TGF beta 1	HA724012	H, Ms, R	WB, IF-Cell, IHC-P, FC, IP, IF-Tissue
TGF beta 1	IRS205RB (mIHC抗体)	H, Ms, R, Mk	WB, IHC-P, IF-Tissue
Transferrin	M1510-17	H, Ms, Mk	WB, IF-Cell, IHC-P, FC
Transferrin Receptor (CD71)	HA723545	H	mIHC
VDAC1 / 2 / 3	HA723692	H, Ms, R	WB
xCT/SLC7A11	HA721868	H, Ms, R	WB, IP

**Ferroptosis Antibody Sampler Kit | Catalog# HAK21028**

Product Includes	Catalog#	Reactivity	Specification	Application
GPX4	ET1706-45	H, Ms, R, Z	20μl	WB, IHC-P, IF-Cell, FC
NCOA4	HA722283	H, Ms, R	20μl	IHC-P, IF-Tissue
Keap1	HA721525	H, Ms, R	20μl	WB, IHC-P, FC
Nrf2	HA721432	H, Ms	20μl	WB, IF-Cell
CD98	HA601124	H	20μl	WB, IHC-P
xCT/SLC7A11	HA721868	H, Ms, R	20μl	WB, IP
DMT1	HA723078	H	20μl	WB, IHC-P, FC
Ferritin Heavy Chain	ET1610-78	H, Ms, Z, R	20μl	WB, IF-Cell, IF-Tissue, IHC-P, FC
Goat Anti-Rabbit IgG (H+L)	HA1001	R	100μl	WB, ELISA, IHC-P
Goat Anti-Mouse IgG (H+L)	HA1006	Ms	100μl	WB, ELISA, IHC-P

\*H: Human; Ms: Mouse; R: Rat; Z: Zebrafish; Mk: Monkey; P: Pig; C: Chicken; Cmk: Cynomolgus monkey

